



# Manholes


A0721 Monitoring Well Manholes




A0717 Standard Manholes



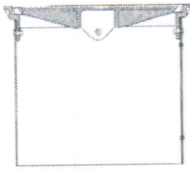
A0717 Square Manholes and Vaults




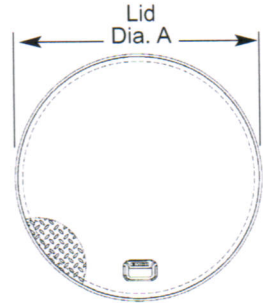
A0716 Composite Manholes



# A0717 Standard Manholes



- Open throat design for easy access
- Optional steel or polyethylene skirt (8", 12", 18")
- Bolt-down units have water-resistant lids
- Built-in handle (18")
- Recessed handle (24" - 42")
- Meets AASHTO H20 wheel loading

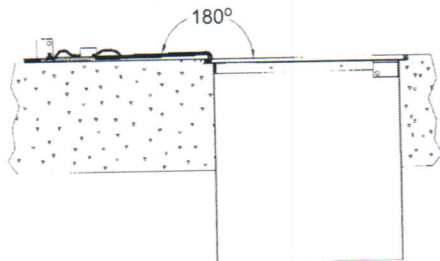


	Part Number	Style	Skirt	Lid	A	B	C	D	Weight
<b>8"</b>	A0717-188	Lay-in	8" Steel	3/8" Steel	8.6"	10.0"	8.0"	8.0"	22.3 lbs.
	A0717-008	Lay-in	12" Poly	3/8" Steel	8.6"	10.0"	8.0"	12.0"	16.0 lbs.
	A0717-108	Lay-in	12" Steel	3/8" Steel	8.6"	10.0"	8.0"	12.0"	23.0 lbs.
<b>12"</b>	A0717-128	Lay-in	8" Steel	Cast Iron	12.4"	13.8"	11.3"	8.0"	32.0 lbs.
	A0717-022	Lay-in	12" Poly	Cast Iron	12.4"	13.8"	11.3"	12.0"	24.0 lbs.
	A0717-122	Lay-in	12" Steel	Cast Iron	12.4"	13.8"	11.3"	12.0"	34.0 lbs.
<b>18"</b>	A0717-018	Lay-in	10" Steel	Cast Iron	17.3"	18.3"	16.1"	10.0"	45.0 lbs.
	A0717-018A	Lay-in	18" Steel	Cast Iron	17.3"	18.3"	16.1"	18.0"	65.7 lbs.
<b>24"</b>	A0717-024	Lay-in	10" Steel	3/8" Steel	23.6"	24.5"	22.0"	10.0"	67.0 lbs.
	A0717-124	Bolt-Down WR	10" Steel	3/8" Steel	23.6"	24.5"	20.0"	10.0"	67.5 lbs.
<b>30"</b>	A0717-030	Lay-in	10" Steel	3/8" Steel	29.6"	30.5"	28.0"	10.0"	132.0 lbs.
	A0717-030B	Bolt-Down WR	10" Steel	3/8" Steel	29.6"	30.5"	25.0"	10.0"	132.5 lbs.
<b>36"</b>	A0717-036	Lay-in	10" Steel	1/2" Steel	35.6"	36.5"	34.0"	10.0"	193.0 lbs.
	A0717-036B	Bolt-Down WR	10" Steel	1/2" Steel	35.6"	36.5"	31.0"	10.0"	193.5 lbs.
	A0717-136	Lay-in	10" Steel	3/8" Steel	35.6"	36.5"	34.0"	10.0"	163.0 lbs.
	A0717-136B	Bolt-Down WR	10" Steel	3/8" Steel	35.6"	36.5"	31.0"	10.0"	163.5 lbs.
<b>38"</b>	A0717-038	Lay-in	10" Steel	1/2" Steel	39.6"	40.5"	38.0"	10.0"	205.0 lbs.
	A0717-038B	Bolt-Down WR	10" Steel	1/2" Steel	39.6"	40.5"	35.0"	10.0"	236.0 lbs.
	A0717-038C	Lay-in	10" Steel	3/8" Steel	39.6"	40.5"	38.0"	10.0"	206.0 lbs.
<b>42"</b>	A0717-042A	Lay-in	10" Steel	1/2" Steel	44.1"	45.0"	43.0"	10.0"	295.0 lbs.
	A0717-042D	Lay-in	10" Steel	3/8" Steel	44.1"	45.0"	43.0"	10.0"	247.0 lbs.
<b>48"</b>	A0717-048	Lay-in	10" Steel	1/2" Steel	47.0"	48.25"	46.0"	10.0"	309.0 lbs.
	A0717-148	Lay-in	10" Steel	3/8" Steel	47.0"	48.25"	46.0"	10.0"	270.5 lbs.

# A0717 Square Manholes And Vaults

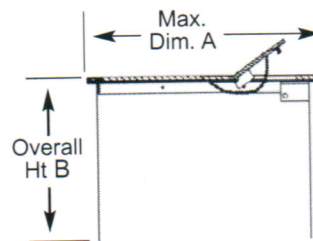
## Locking Vault Manholes

- Double hinged lid opens and folds back to 180 degrees
- Lock-access lid permanently fastened with anti-theft chain; stainless steel bolt also permanently attached



## All \_\_\_\_\_ Square Manholes

- 3/8" heavy duty diamond plate lid
- 16 gauge steel skirt
- Meet AASHTO H20 wheel loading



Size	Model No.	Style	Overall Height	Lid Weight	Total Weight
12"	A0717-712VW	Locking Vault Water-resistant	12"	18 lbs.	37.8 lbs.
18"	A0717-718	Lay-in	10"	36 lbs.	66.6 lbs.
	A0717-718ABW	Bolt-down Water-resistant	18"	36 lbs.	78.4 lbs.
	A0717-718VW	Locking Vault Water-resistant	18"	36 lbs.	78.2 lbs.
24"	A0717-724	Lay-in	10"	65 lbs.	86.0 lbs.
	A0717-724A	Lay-in	24"	65 lbs.	116.5 lbs.
	A0717-724BW	Bolt-down Water-resistant	10"	65 lbs.	86.2 lbs.
	A0717-724ABW	Bolt-down Water-resistant	24"	65 lbs.	116.7 lbs.
	A0717-724BBW	Bolt-down WR w/Handle	10"	65 lbs.	117.0 lbs.
	A0717-724VW	Locking Vault Water-resistant	24"	65 lbs.	116.5 lbs.
	A0717-724VWC	Vault BD WR Dbl Hinge w/Handle	24"	65 lbs.	117.0 lbs.
	A0717-724VWL	Vault WR Lift Assist Lid	24"	68 lbs.	119.5 lbs.
30"	A0717-730VWL	Locking Vault WR Lift Assist Lid	24"	123 lbs.	200.0 lbs.
36"	A0717-736B	Bolt-down Water-resistant w/Handle	12"	165 lbs.	271.0 lbs.
	A0717-736VW	Locking Vault Water-resistant	36"	165 lbs.	285.0 lbs.
	A0717-736VWA	Vault Water-resistant 24" Wide	24"	165 lbs.	270.0 lbs.
	A0717-736VWLA	Locking Vault WR Lift Assist Lid	24"	171 lbs.	273.0 lbs.

**Custom sizes available upon request**


V = Hinged; B = Bolt-down; W = Water-resistant; L = Lift Assist Lid

## A0717 Locking Vault

Double hinged lid opens and folds back to 180 degrees

180°

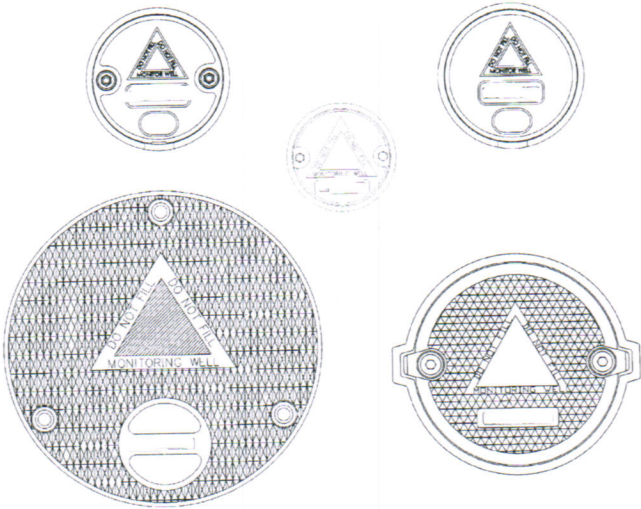
Lock-access lid permanently fastened with anti-theft chain; stainless steel bolt is also permanently attached



## *Lift Assisted Vault*

- Easily opens with one hand
- Custom skirt height and gauge available upon request

# A0721 Monitoring Well Manholes



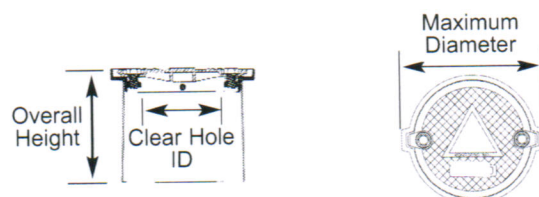
- Painted ductile iron lid and rim
- Optional steel or polyethylene skirt
- Heavy-duty, 100% welded skirts available
- Bolt-down units have water-tight lids
- Stainless steel bolts
- Meets AASHTO H20 wheel loading

Size	Model No.	Style	Skirt Type	Overall Height	Clearhole ID	Maximum Dia.	Weight
5"	A0721-105	Bolt-down	Steel	7.5"	3.9"	6.0"	5.7 lbs.
	A0721-106	Bolt-down	Steel	7.5"	4.8"	6.6"	6.2 lbs.
6"	A0721-106A	Bolt-down	Steel	10.0"	4.8"	6.6"	6.7 lbs.
	A0721-188L	Lay-in	Steel	8.0"	7.8"	9.8"	11.9 lbs.
8"	A0721-008	Bolt-down	Poly	12.0"	6.0"	10.4"	10.7 lbs.
	A0721-108	Bolt-down	Steel	12.0"	6.0"	10.4"	13.2 lbs.
	A0721-188	Bolt-down	Steel	8.0"	6.0"	10.4"	12.1 lbs.
	A0721-208	Bolt-down	HDSteel	12.0"	6.0"	10.4"	12.7 lbs.
	A0721-001	Bolt-down	Poly	12.0"	9.4"	15.1"	23.0 lbs.
12"	A0721-001L	Lay-in	Poly	12.0"	11.2"	13.6"	22.8 lbs.
	A0721-101	Bolt-down	Steel	12.0"	9.4"	15.1"	27.0 lbs.
	A0721-101L	Lay-in	Steel	12.0"	11.2"	13.6"	26.8 lbs.
	A0721-119	Bolt-down	Steel	19.5"	9.4"	15.1"	31.6 lbs.
	A0721-128	Bolt-down	Poly	8.0"	9.4"	15.1"	21.5 lbs.
	A0721-128L	Lay-in	Poly	8.0"	11.2"	13.6"	21.3 lbs.
	A0721-128A	Bolt-down	Steel	8.0"	9.4"	15.1"	25.5 lbs.
	A0722-001*	Bolt-down	Poly	12.0"	9.4"	15.1"	23.8 lbs.
18"	A0721-018	Bolt-down	Steel	12.0"	13.8"	19.4"	48.0 lbs.
	A0721-118	Bolt-down	Steel	18.0"	13.8"	19.4"	59.0 lbs.

\*Includes locking cap & collar


## Optional Items:

- A0720-001 - Locking Cap and Collar
- ID Tags - Add ID to the 8-digit part number
- Heavy Duty, Welded Skirts - Replace the first digit of the variant number with a 2




# A0721 Monitoring Well Manholes


Stainless steel bolts - no more rusted bolts




Built-in side handle on 18" models - one hand opening and positioning



Water-tight gasket on bolt-down versions



ID tag available on all models; large enough for all new regulatory requirements



Large notch on 8" lay-in eliminates broken screwdrivers

Custom skirt height and gauge are available upon request.